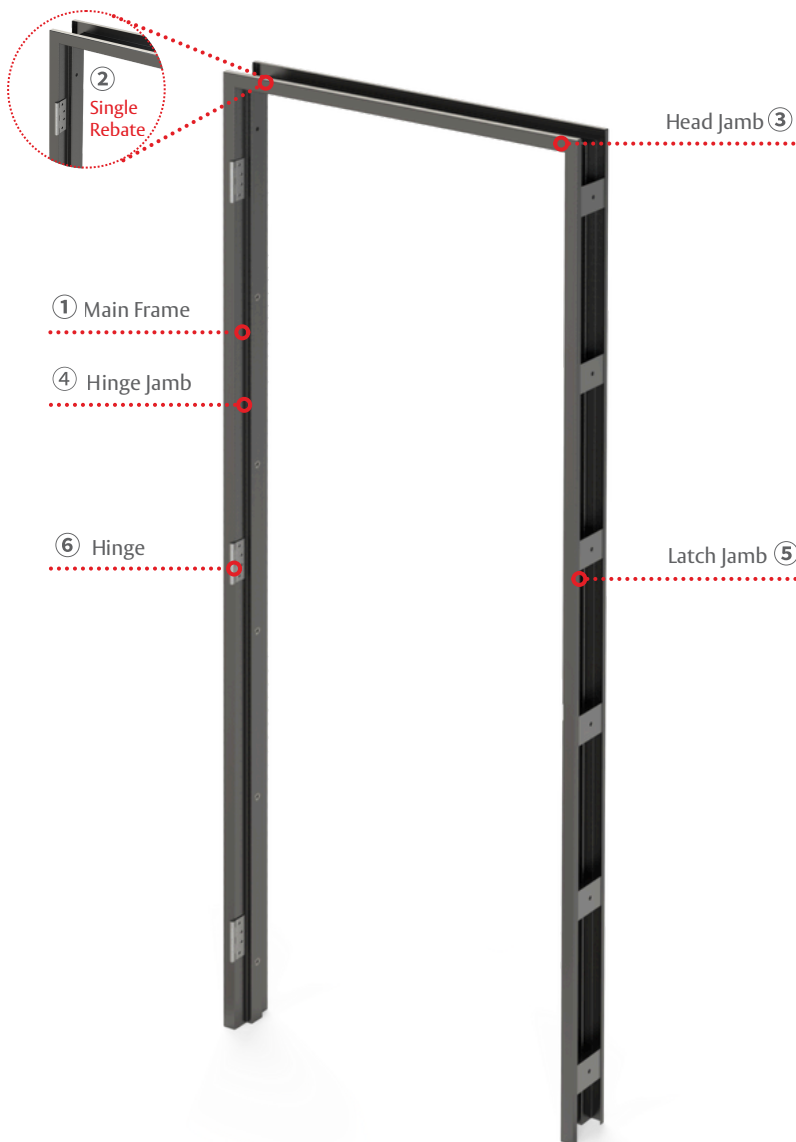


Architectural Frames Series

Single Rebate Frame

Technical Datasheet



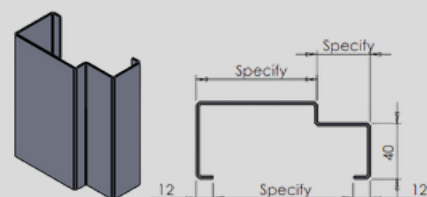
The Architectural BW Frame Series is a robust, conventional rebated frame built for **strength and versatility**.

Fabricated with precision CNC press technology and welded corners, it delivers a rigid and aesthetically refined finish. Suitable for both new builds and retrofits, it accommodates varying wall thicknesses, hardware, and accessories.

The single rebate frames feature **one rebate** where the door leaf closes against the frame, allows easy installation and reliable alignment on site. Suitable for general-purpose applications where a **clean finish and cost efficiency** are priorities.

Frame Construction:

- ① Main Frame
- ② Groove - Single Rebate



- ③ Head Jamb
- ④ Hinge Jamb
- ⑤ Latch Jamb

Frame Material:

- 1.6mm ZF100 Zincanneal - Standard
- 2.0mm and 3.0mm
- Heavy-duty Applications

Hardware Details:

- ⑥ Hinge plates with self-tapping screws
- Dynabolts, wire ties, or stud straps can be pre-installed as required.

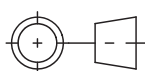
Finish Options:

- Supplied in standard **Colorbond** colour with factory-applied durable polyester **Powdercoat**, optional colours available.
- **Prime paint** - Optional
- Also offered in 304 or 316 Grade **Stainless Steel**.
- Other options available upon request.

Lietzke Australia PTY. LTD.

Adelaide Branch: 25 Circuit Court, Hendon SA 5014
Brisbane Branch: 181-185 Cobalt St, Carole Park, QLD 4300
Email: sasales@lietzkesecurity.com.au
qldsales@lietzkesecurity.com.au
Phone: (08) 8445 9999 Fax: (08) 8347 2073

DO NOT SCALE DRAWING.
DIMENSIONS IN MILLIMETERS.



GENERAL TOLERANCES:

Unless Otherwise Stated:
0 Dec. place $\pm 0.5\text{mm}$
1 Dec. place $\pm 0.25\text{mm}$
2 Dec. place $\pm 0.10\text{mm}$
Holes: $+0.25\text{mm} -0\text{mm}$
Angles: $\pm 0.25^\circ$

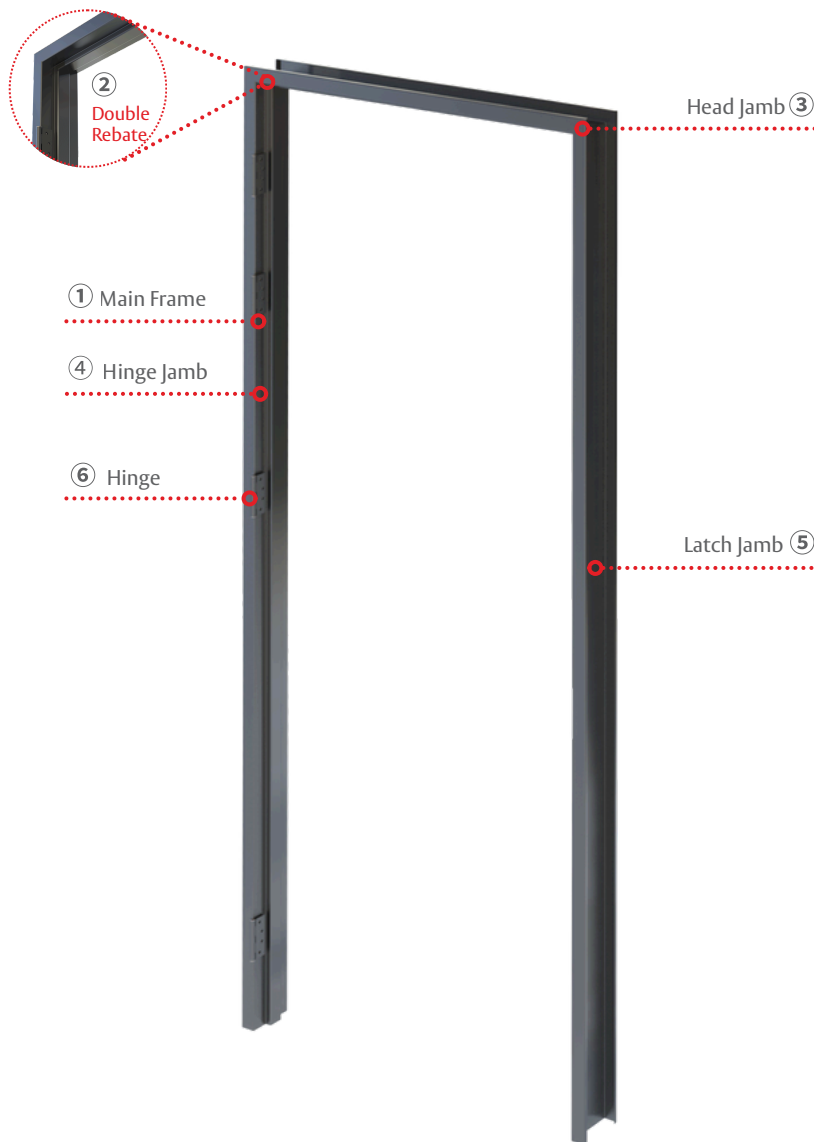
Scan for more information



Architectural Frames Series

Double Rebate Frame

Technical Datasheet



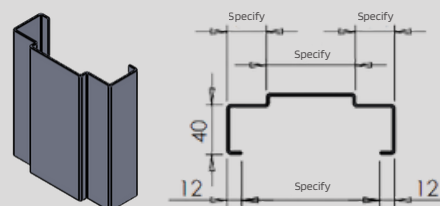
The Architectural BW Frame Series is a robust, conventional rebated frame built for **strength and versatility**.

Fabricated with precision CNC press technology and welded corners, it delivers a rigid and aesthetically refined finish. Suitable for both new builds and retrofits, it accommodates varying wall thicknesses, hardware, and accessories.

The double rebate frames feature **two rebates** in the profile, enhances sealing performance, improves sound and weather resistance, and provides **additional strength** for high-performance or external applications.

Frame Construction:

- ① Main Frame
- ② Groove - Double Rebate



- ③ Head Jamb
- ④ Hinge Jamb
- ⑤ Latch Jamb

Frame Material:

- 1.6mm ZF100 Zincanneal - Standard
- 2.0mm and 3.0mm
- Heavy-duty Applications

Hardware Details:

- ⑥ Hinge plates with self-tapping screws
- Dynabolts, wire ties, or stud straps can be pre-installed as required.

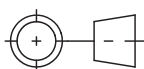
Finish Options:

- Supplied in standard **Colorbond** colour with factory-applied durable polyester **Powdercoat**, optional colours available.
- **Prime paint** - Optional
- Also offered in 304 or 316 Grade **Stainless Steel**.
- Other options available upon request.

Lietzke Australia PTY. LTD.

Adelaide Branch: 25 Circuit Court, Hendon SA 5014
Brisbane Branch: 181-185 Cobalt St, Carole Park, QLD 4300
Email: sasales@lietzkesecurity.com.au
qldsales@lietzkesecurity.com.au
Phone: (08) 8445 9999 Fax: (08) 8347 2073

DO NOT SCALE DRAWING.
DIMENSIONS IN MILLIMETERS.



GENERAL TOLERANCES:

Unless Otherwise Stated:
0 Dec. place $\pm 0.5\text{mm}$
1 Dec. place $\pm 0.25\text{mm}$
2 Dec. place $\pm 0.10\text{mm}$
Holes: $+0.25\text{mm} -0\text{mm}$
Angles: $\pm 0.25^\circ$

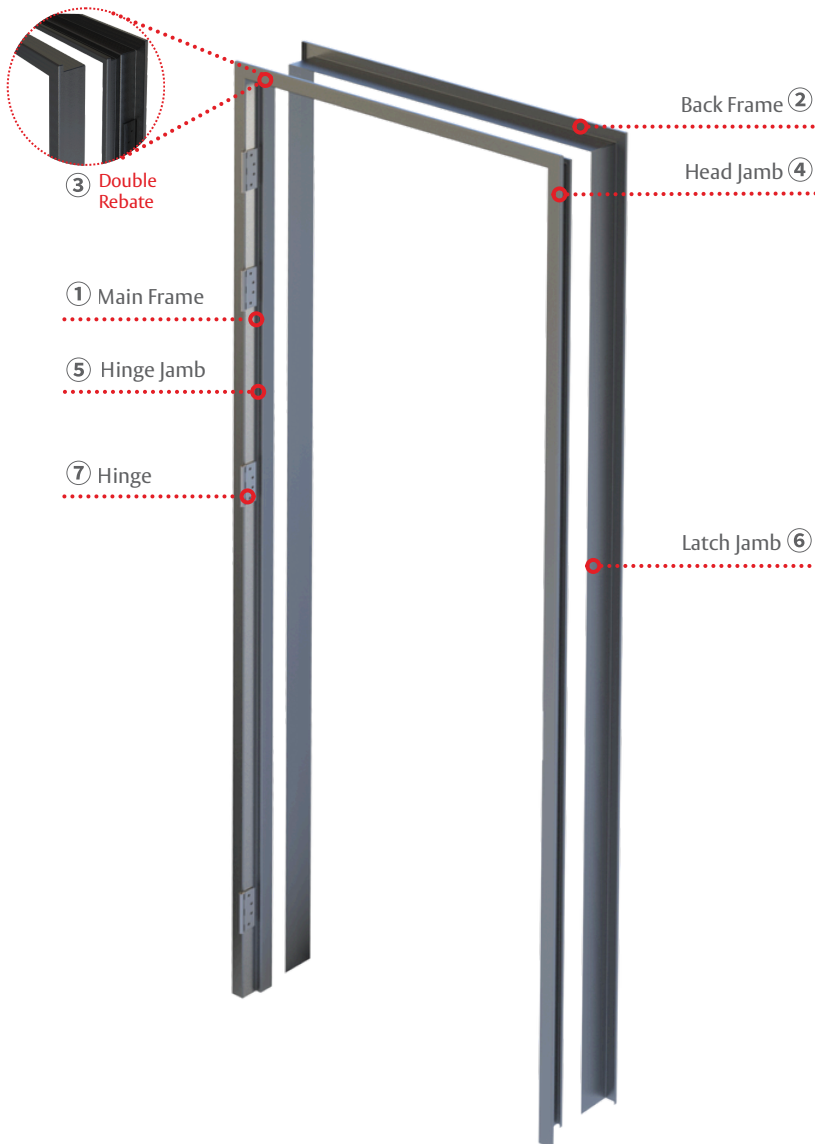
Scan for more information



Architectural Frames Series

Double Rebate Split Frame

Technical Datasheet



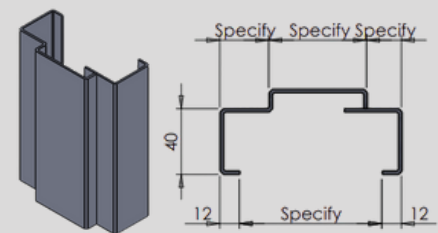
The Architectural BW Frame Series is a robust, conventional rebated frame built for **strength and versatility**.

Fabricated with precision CNC press technology and welded corners, it delivers a rigid and aesthetically refined finish. Suitable for both new builds and retrofits, it accommodates varying wall thicknesses, hardware, and accessories.

The double rebate split frames combine a double rebate profile with a two-part frame construction that fits from both sides of the wall opening. It provides superior sealing and rigidity while allowing **quick installation and adjustment** to delivering a clean and durable finish on site.

Frame Construction:

- 1 Main Frame
- 2 Back Frame



- 3 Groove - Double Rebate
- 4 Head Jamb
- 5 Hinge Jamb
- 6 Latch Jamb

Frame Material:

- 1.6mm ZF100 Zincanneal - Standard
- 2.0mm and 3.0mm - Heavy-duty Applications

Hardware Details:

- 7 Hinge plates with self-tapping screws
- Dynabolts, wire ties, or stud straps can be pre-installed as required.

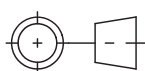
Finish Options:

- Supplied in standard **Colorbond** colour with factory-applied durable polyester **Powdercoat**, optional colours available.
- Prime paint** - Optional
- Also offered in 304 or 316 Grade **Stainless Steel**.
- Other options available upon request.

Lietzke Australia PTY. LTD.

Adelaide Branch: 25 Circuit Court, Hendon SA 5014
Brisbane Branch: 181-185 Cobalt St, Carole Park, QLD 4300
Email: sasales@lietzkesecurity.com.au
qldsales@lietzkesecurity.com.au
Phone: (08) 8445 9999 Fax: (08) 8347 2073

DO NOT SCALE DRAWING.
DIMENSIONS IN MILLIMETERS.



GENERAL TOLERANCES:

Unless Otherwise Stated:
0 Dec. place $\pm 0.5\text{mm}$
1 Dec. place $\pm 0.25\text{mm}$
2 Dec. place $\pm 0.10\text{mm}$
Holes: $+0.25\text{mm} -0\text{mm}$
Angles: $\pm 0.25^\circ$

Scan for more information

