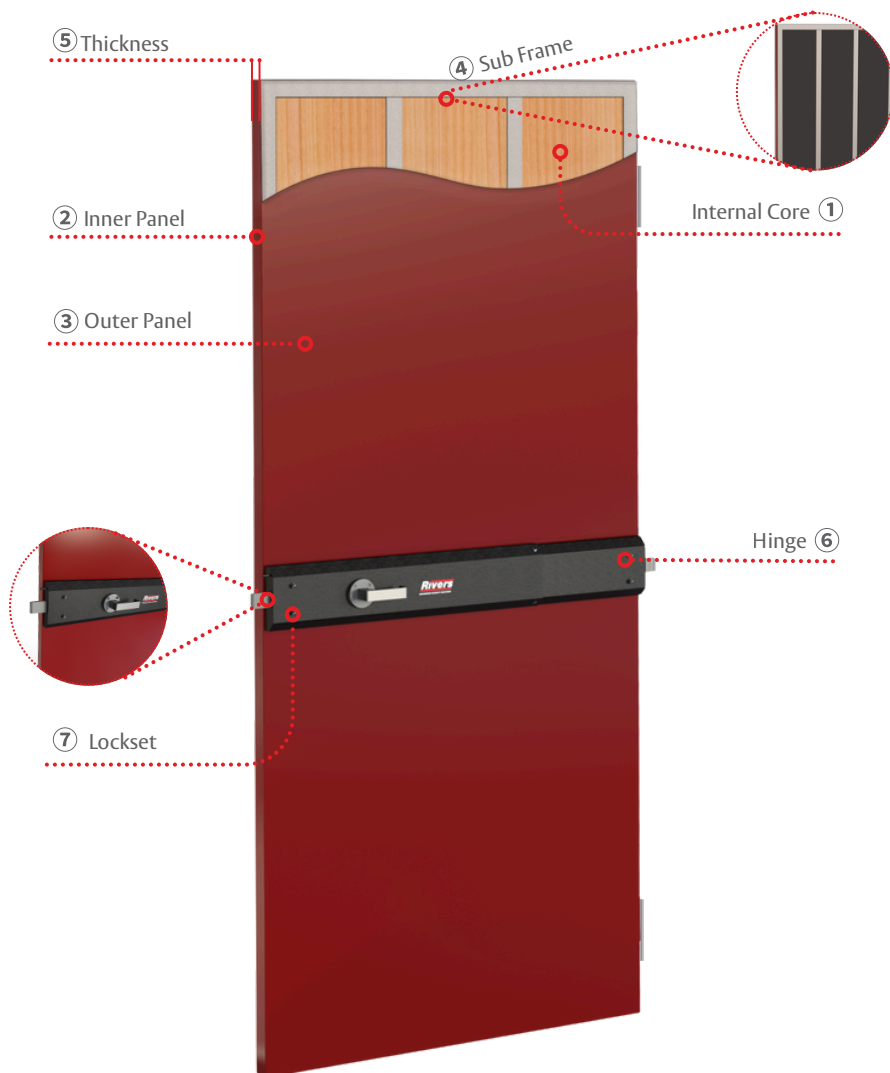


# Security 2 Door Series

## Metal Clad Solid Timber Core

### Technical Datasheet



The **Security 2 metal clad solid timber core door** features a **steel SHS sub-frame with 2 inner vertical SHS sections**, offers reversible handing, operates inward or outward, and is available in a full range of sizes in single or double-leaf configurations.

It can be pre-hung and installed in a 1.6 mm pressed metal frame with a 3-sided or 4-sided design.

The door is compatible with most locking devices and hardware.

Optional accessories include **anti-jemmy edge** and factory-fitted hardware for added strength.

Engineered for high-risk environments, delivering **maximum security** while meeting the highest performance.

#### Door Leaf Details:

- ① Internal Core:  
Timber Blockboard - Standard  
Particleboard MDF - Optional  
Marine Grade Plywood - Optional
- ② Inner Panel: Colorbond Sheet
- ③ Outer Panel: Colorbond Sheet  
Dual colour option available;  
Also available in Stainless Steel
- ④ Sub Frame: Square Hollow  
Section (SHS) steel sub-frame  
with 2 inner vertical SHS sections
- ⑤ Door Thickness:  
40mm - Standard  
30mm / 50mm - Optional

#### Hardware Details:

- ⑥ Hinge: Lietzke Heavy Duty steel  
Hirline Hinge  
Number of Hinges varies depending  
on door weight or size
- ⑦ Lockset: Rivers Security Model D  
Two-point Lock  
(Optional for extra security)

#### Components Connection:

The edge treatment integrates seamlessly with the steel cladding and internal core structure.

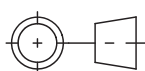
#### Finish Options:

- Supplied in standard **Colorbond** colour with factory-applied durable polyester **Powdercoat**, optional colours available.
- Also offered in 304 or 316 Grade **Stainless Steel**.
- Other options available upon request.

#### Lietzke Australia PTY. LTD.

Adelaide Branch: 25 Circuit Court, Hendon SA 5014  
Brisbane Branch: 181-185 Cobalt St, Carole Park, QLD 4300  
Email: [sasales@lietzkesecurity.com.au](mailto:sasales@lietzkesecurity.com.au)  
[qldsales@lietzkesecurity.com.au](mailto:qldsales@lietzkesecurity.com.au)  
Phone: (08) 8445 9999 Fax: (08) 8347 2073

DO NOT SCALE DRAWING.  
DIMENSIONS IN MILLIMETERS.



#### GENERAL TOLERANCES:

Unless Otherwise Stated:  
0 Dec. place  $\pm 0.5\text{mm}$   
1 Dec. place  $\pm 0.25\text{mm}$   
2 Dec. place  $\pm 0.10\text{mm}$   
Holes:  $+0.25\text{mm} -0\text{mm}$   
Angles:  $\pm 0.25^\circ$

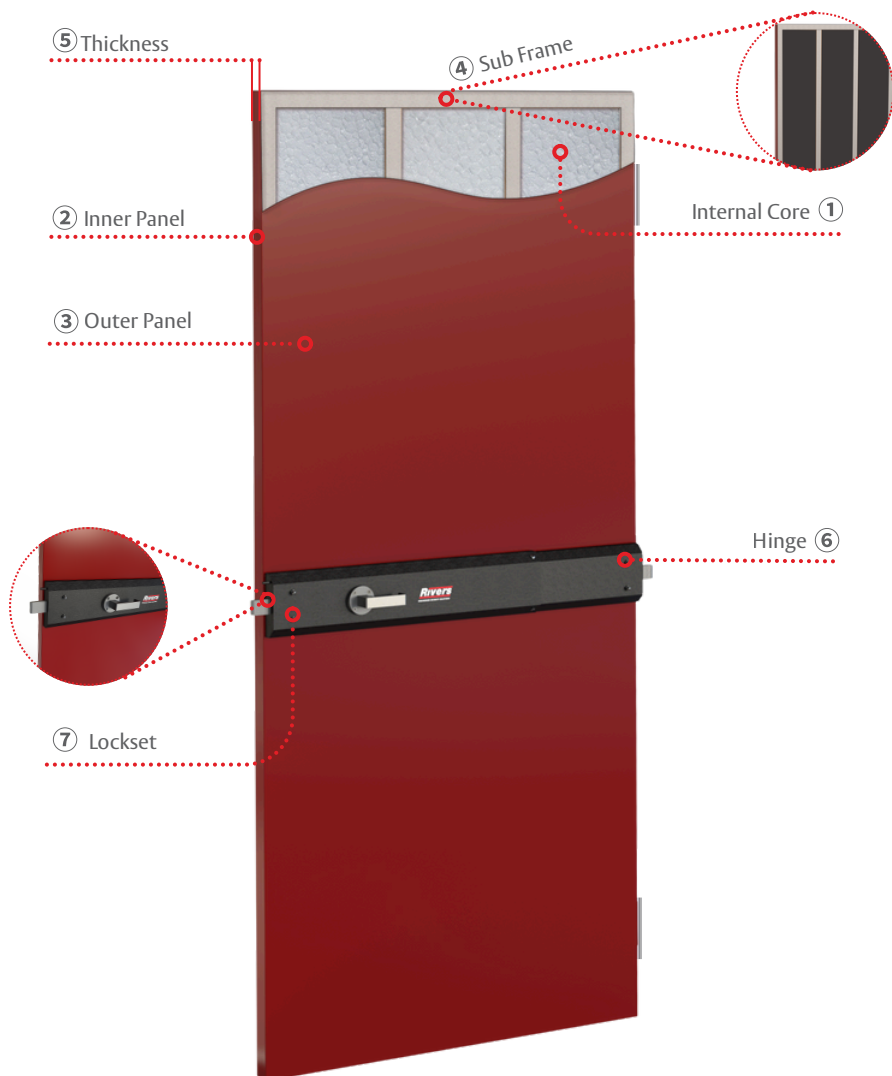
Scan for more information



# Security 2 Door Series

## Metal Clad Rigid Foam Core

### Technical Datasheet



The **Security 2 metal clad rigid foam core door** features a **steel SHS sub-frame with 2 inner vertical SHS sections**, offers reversible handing, operates inward or outward, and is available in a full range of sizes in single or double-leaf configurations.

It can be pre-hung and installed in a 1.6 mm pressed metal frame with a 3-sided or 4-sided design.

The door is compatible with most locking devices and hardware.

Optional accessories include **anti-jemmy edge** and factory-fitted hardware for added strength.

Engineered for high-risk environments, delivering **maximum security** while meeting the highest performance.

#### Door Leaf Details:

- ① **Internal Core:**  
Rigid Polystyrene - Standard  
Polyisocyanurate (PIR) - Optional
- ② **Inner Panel:** Colorbond Sheet
- ③ **Outer Panel:** Colorbond Sheet  
Dual colour option available;  
Also available in Stainless Steel
- ④ **Sub Frame:** Square Hollow Section (SHS) steel sub-frame with 2 inner vertical SHS sections
- ⑤ **Door Thickness:**  
40mm - Standard  
30mm / 50mm - Optional

#### Hardware Details:

- ⑥ **Hinge:** Lietzke Heavy Duty steel Hipline Hinge  
Number of Hinges varies depending on door weight or size
- ⑦ **Lockset:** Rivers Security Model D Two-point Lock  
(Optional for extra security)

#### Components Connection:

The edge treatment integrates seamlessly with the steel cladding and internal core structure.

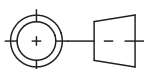
#### Finish Options:

- Supplied in standard **Colorbond** colour with factory-applied durable polyester **Powdercoat**, optional colours available.
- Also offered in 304 or 316 Grade **Stainless Steel**.
- Other options available upon request.

#### Lietzke Australia PTY. LTD.

Adelaide Branch: 25 Circuit Court, Hendon SA 5014  
Brisbane Branch: 181-185 Cobalt St, Carole Park, QLD 4300  
Email: [sasales@lietzkesecurity.com.au](mailto:sasales@lietzkesecurity.com.au)  
[qldsales@lietzkesecurity.com.au](mailto:qldsales@lietzkesecurity.com.au)  
Phone: (08) 8445 9999 Fax: (08) 8347 2073

DO NOT SCALE DRAWING.  
DIMENSIONS IN MILLIMETERS.



#### GENERAL TOLERANCES:

Unless Otherwise Stated:  
0 Dec. place  $\pm 0.5\text{mm}$   
1 Dec. place  $\pm 0.25\text{mm}$   
2 Dec. place  $\pm 0.10\text{mm}$   
Holes:  $+0.25\text{mm} - 0\text{mm}$   
Angles:  $\pm 0.25^\circ$

Scan for more information

